




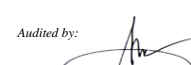

Camarines Sur II Electric Cooperative, Inc.,
(CASURECO II)
Del Rosario, Naga City
Tel. No. (054) 205 - 2900

SCHEDULE OF POWER RATES
For the billing month of JANUARY 2025

EC's Monthly Rate-2017.xlsx

12-19-24 8:34 AM

RATE COMPONENTS	CONSUMERS TYPE										AVE. RATE	
	Residential	LOW VOLTAGE					HIGH VOLTAGE					
		Commercial w/o Demand	Irrigation	Industrial	Streetlight	P-Building w/o Demand	Commercial with Demand	Irrigation	Industrial	P-Building with Demand		
A. POWER COST:												
I. Generation Charges:												
System Generation Charge (Php/kwh)	3.6731	3.6731	3.6731	3.6731	3.6731	3.6731	3.6731	3.6731	3.6731	3.6731	3.6731	
Power Act Reduction (PAR) (Php/kwh)	(0.0386)											
PAR Adjustment (PARA) (Php/kwh)	0.0040											
II. Transmission Charges:												
Transmission System Charge (Php/kwh)	0.4817	0.4817	0.4817	0.4817	0.4817	0.4817	0.4817	0.4817	0.4817	0.4817	0.4817	
Demand Charge (Php/kw)								438.7000	438.7000	438.7000	438.7000	
III. System Loss Charge (Php/kwh)	0.5875	0.5875	0.5875	0.5875	0.5875	0.5875	0.5875	0.5875	0.5875	0.5875	0.5875	
TOTAL POWER COST (Php/kWh)	4.7077	4.7423	4.7423	4.7423	4.7423	4.7423	4.7423	4.2606	4.2606	4.2606	4.2606	4.5702
B. DISTRIBUTION REVENUES:												
IV. Distribution Charges:												
Distribution System Charge (Php/kwh)	0.4613	0.4441	0.4441	0.4441	0.4441	0.4441						
Demand Charge (Php/kw)							167.5600	167.5600	167.5600	167.5600	167.5600	
V. Supply Charge:												
Supply System Charge (Php/kwh)	0.5376											
Retail Customer Charge (P/Cust/Mo)		46.6000	46.6000	46.6000	46.6000	46.6000	46.6000	46.6000	46.6000	46.6000	46.6000	
VI. Metering Charges:												
Retail Customer Charge (P/Mtr/Mo)	5.0000	32.7800	32.7800	32.7800	32.7800	32.7800	32.7800	32.7800	32.7800	32.7800	32.7800	
Metering System Charge (Php/kwh)	0.3205											
VII. Reinv.Fund for Sustble CAPEX (RFSC) (Php/kwh)	0.2178	0.2178	0.2178	0.2178	0.2178	0.2178	0.2178	0.2178	0.2178	0.2178	0.2178	
C. OTHER CHARGES:												
VIII. Lifeline Rate (Discount/Subsidy) (Php/kwh)	0.0006	0.0006	0.0006	0.0006	0.0006	0.0006	0.0006	0.0006	0.0006	0.0006	0.0006	
IX. Senior Citizen's Discount (Php/kwh)	0.0002	0.0002	0.0002	0.0002	0.0002	0.0002	0.0002	0.0002	0.0002	0.0002	0.0002	
TOTAL DISTRIBUTION REVENUES (Php/kWh)	1.5380	0.6627	0.6627	0.6627	0.6627	0.6627	0.2186	0.2186	0.2186	0.2186	0.2186	0.8064
C. GOVERNMENT REVENUES												
X. Value Added Tax												
Generation System Charge (Php/kwh)	0.2550	0.2550	0.2550	0.2550	0.2550	0.2550	0.2550	0.2550	0.2550	0.2550	0.2550	
Transmission System Charge (Php/kwh)	0.1080	0.1080	0.1080	0.1080	0.1080	0.1080	0.1080	0.1080	0.1080	0.1080	0.1080	
Systems Loss Charges (Php/kwh)	0.0442	0.0442	0.0442	0.0442	0.0442	0.0442	0.0442	0.0442	0.0442	0.0442	0.0442	
Distribution Revenues (Php/kwh)	0.1114	0.1114	0.1114	0.1114	0.1114	0.1114	0.1114	0.1114	0.1114	0.1114	0.1114	
XI. Universal Charges												
Missionary Electrification (Php/kwh)	0.1822	0.1822	0.1822	0.1822	0.1822	0.1822	0.1822	0.1822	0.1822	0.1822	0.1822	
NPC Stranded Debt-SD (Php/kwh)	0.0428	0.0428	0.0428	0.0428	0.0428	0.0428	0.0428	0.0428	0.0428	0.0428	0.0428	
XII. FIT-All (Renewable) (Php/kwh)	0.0838	0.0838	0.0838	0.0838	0.0838	0.0838	0.0838	0.0838	0.0838	0.0838	0.0838	
XIII Real Property Tax (RPT) (Php/kwh)	0.0051	0.0051	0.0051	0.0051	0.0051	0.0051	0.0051	0.0051	0.0051	0.0051	0.0051	
XIV. Local Franchise Tax %												
LGU - Naga (75% of 1% of Distribution Charges)	0.0075	0.0075	0.0075	0.0075	0.0075	0.0075	0.0075	0.0075	0.0075	0.0075	0.0075	
TOTAL GOVERNMENT REVENUES (Php/kWh)	0.8325	0.8325	0.8325	0.8325	0.8325	0.8325	0.8325	0.8325	0.8325	0.8325	0.8325	0.8325
TOTAL CHARGES (Php per kWh)	7.0782	6.2375	6.2375	6.2375	6.2375	6.2375	5.3117	5.3117	5.3117	5.3117	5.3117	6.2091

Prepared by:  RIANNE PATRICIA LEE Data Analyst	Checked by:  ABIGAIL C. PILA CORPLAN Supervisor	Recommending Approval:  ENGR. MARY FRANCE D. MORALES CORPLAN Manager	Audited by:  MARIA CECILIA C. ANSELMO OIC-M&FAD Supervisor
Approved by:  ENGR. EDGARDO R. PIAMONTE Acting General Manager			

cc: All Dept.; ERC & NEA