

Camarines Sur II Electric Cooperative, Inc.,
(CASURECO II)
Del Rosario, Naga City
Tel. No. (054) 205 - 2900


SCHEDULE OF POWER RATES
For the billing month of **FEBRUARY 2024**

EC's Monthly Rate-2017.xlsx

2-16-24 4:20 PM


RATE COMPONENTS	CONSUMERS TYPE										AVE. RATE	
	Residential	LOW VOLTAGE					HIGH VOLTAGE					
		Commercial w/o Demand	Irrigation	Industrial	Streetlight	P-Building w/o Demand	Commercial with Demand	Irrigation	Industrial	P-Building with Demand		
A. POWER COST:												
I. Generation Charges:												
System Generation Charge (Php/kwh)	4.2481	4.2481	4.2481	4.2481	4.2481	4.2481	4.2481	4.2481	4.2481	4.2481	4.2481	
II. Transmission Charges:												
Transmission System Charge (Php/kwh)	0.4610	0.4610	0.4610	0.4610	0.4610	0.4610	0.4610	0.4610	0.4610	0.4610	0.4610	
Demand Charge (Php/kw)								339.3900	339.3900	339.3900	339.3900	
Demand Charge (Php/kwh)	0.7117	0.7117	0.7117	0.7117	0.7117	0.7117	0.7117	0.7117	0.7117	0.7117	0.7117	
III. System Loss Charge (Php/kwh)	0.7117	0.7117	0.7117	0.7117	0.7117	0.7117	0.7117	0.7117	0.7117	0.7117	0.7117	
TOTAL POWER COST (Php/kWh)	5.4208	5.4208	5.4208	5.4208	5.4208	5.4208	5.4208	4.9598	4.9598	4.9598	4.9598	5.2671
B. DISTRIBUTION REVENUES:												
V. Distribution Charges:												
Distribution System Charge (Php/kwh)	0.4613	0.4441	0.4441	0.4441	0.4441	0.4441	0.4441					
Demand Charge (Php/kw)								167.5600	167.5600	167.5600	167.5600	
VI. Supply Charge:												
Supply System Charge (Php/kwh)	0.5376											
Retail Customer Charge (P/Cust/Mo)		46.6000	46.6000	46.6000	46.6000	46.6000	46.6000	46.6000	46.6000	46.6000	46.6000	
VII. Metering Charges:												
Retail Customer Charge (P/Mtr/Mo)	5.0000	32.7800	32.7800	32.7800	32.7800	32.7800	32.7800	32.7800	32.7800	32.7800	32.7800	
Metering System Charge (Php/kwh)	0.3205											
VIII. Reinv.Fund for Sustble CAPEX (RFSC) (Php/kwh)	0.2178	0.2178	0.2178	0.2178	0.2178	0.2178	0.2178	0.2178	0.2178	0.2178	0.2178	
C. OTHER CHARGES:												
IX. Lifeline Rate (Discount/Subsidy) (Php/kwh)	0.0331	0.0331	0.0331	0.0331	0.0331	0.0331	0.0331	0.0331	0.0331	0.0331	0.0331	
X. Senior Citizen's Discount (Php/kwh)	0.0003	0.0003	0.0003	0.0003	0.0003	0.0003	0.0003	0.0003	0.0003	0.0003	0.0003	
TOTAL DISTRIBUTION REVENUES (Php/kWh)	1.5706	0.6953	0.6953	0.6953	0.6953	0.6953	0.6953	0.2512	0.2512	0.2512	0.2512	0.8390
C. GOVERNMENT REVENUES												
XI. Value Added Tax												
Generation System Charge (Php/kwh)	0.3255	0.3255	0.3255	0.3255	0.3255	0.3255	0.3255	0.3255	0.3255	0.3255	0.3255	
Transmission System Charge (Php/kwh)	0.0844	0.0844	0.0844	0.0844	0.0844	0.0844	0.0844	0.0844	0.0844	0.0844	0.0844	
Systems Loss Charges (Php/kwh)	0.0578	0.0578	0.0578	0.0578	0.0578	0.0578	0.0578	0.0578	0.0578	0.0578	0.0578	
Distribution Revenues (Php/kwh)	0.1208	0.1208	0.1208	0.1208	0.1208	0.1208	0.1208	0.1208	0.1208	0.1208	0.1208	
XII. Universal Charges												
Missionary Electrification (Php/kwh)	0.2494	0.2494	0.2494	0.2494	0.2494	0.2494	0.2494	0.2494	0.2494	0.2494	0.2494	
NPC Stranded Debt-SD (Php/kwh)	0.0428	0.0428	0.0428	0.0428	0.0428	0.0428	0.0428	0.0428	0.0428	0.0428	0.0428	
XII. FIT-All (Renewable) (Php/kwh)	0.0364	0.0364	0.0364	0.0364	0.0364	0.0364	0.0364	0.0364	0.0364	0.0364	0.0364	
XIII. Real Property Tax (RPT) (Php/kwh)	0.0056	0.0056	0.0056	0.0056	0.0056	0.0056	0.0056	0.0056	0.0056	0.0056	0.0056	
XIV. Local Franchise Tax %												
LGU - Naga (75% of 1% of Distribution Charges)	0.0075	0.0075	0.0075	0.0075	0.0075	0.0075	0.0075	0.0075	0.0075	0.0075	0.0075	
TOTAL GOVERNMENT REVENUES (Php/kWh)	0.9227	0.9227	0.9227	0.9227	0.9227	0.9227	0.9227	0.9227	0.9227	0.9227	0.9227	0.9227
TOTAL CHARGES (Php per kWh)	7.9141	7.0388	7.0388	7.0388	7.0388	7.0388	7.0388	6.1337	6.1337	6.1337	6.1337	7.0288


Note: Implementation of ERC Resolution No. 01, series of 2024 "A Resolution Adopting the Lifting of Suspension of the collection of Feed-In-Tariff Allowance (FIT-ALL)".

Prepared by:

ABIGAE C. PILA
CORPLAN Supervisor
cc: All Dept., ERC & NEA

Checked by:

ENGR. MARY FRANCE D. MORALES
CORPLAN Manager

Audited by:

SHEENA AMBEL G. CLEOPAS
OIC-MSFAD Supervisor

Approved by:

ENGR. EDGARDO R. PIAMONTE
Acting General Manager